

Application of BCinks textile ink

1、 Purpose: with BCinks textile ink ,you can print directly on the pure cotton, it's convenient and can simplify the procedure of traditional printing and dying .

2、 Application:

Cotton and linen etc.

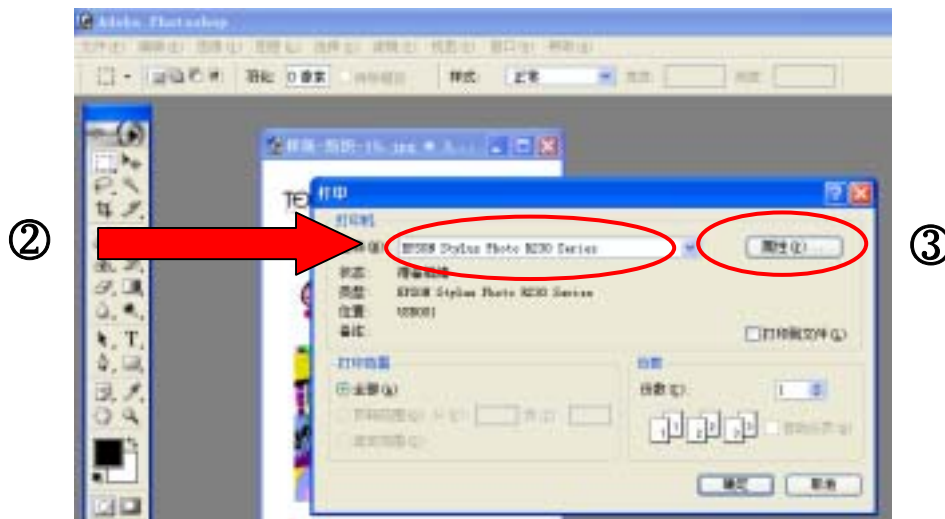
3、 Usage:

(1) Print setting :

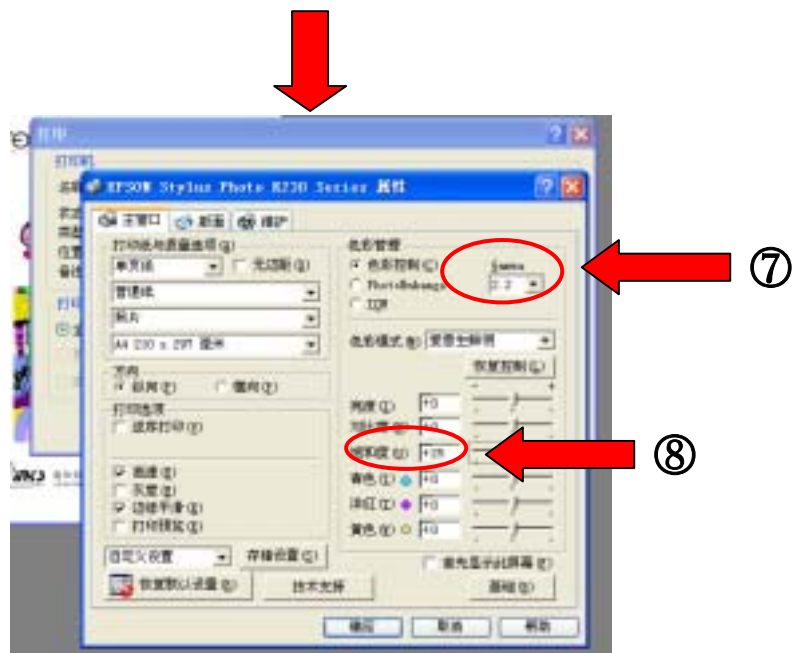
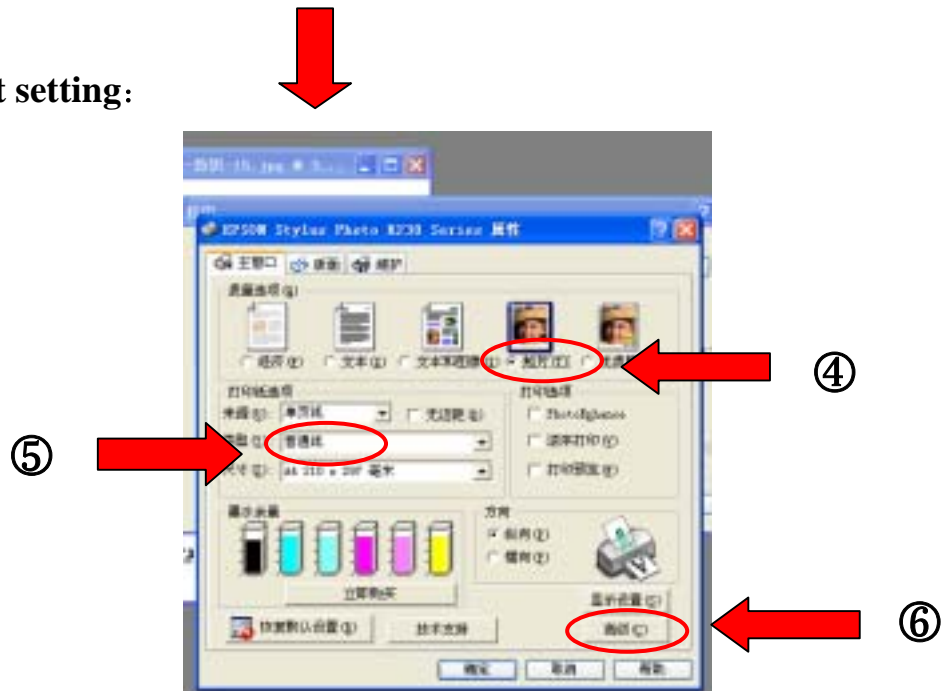
① Software (following chart)



② Select Printer : (following chart)



③ Print setting:



(2) Print Method and Post -Procedure :

① Pour textile inks into the box of the flat-top machine, print picture on the cotton fabric

A、 Flat-top Machine



b. Temperature for Ironing



c. Ironing it evenly



② Waiting until the printed cotton fabric is completely dry , then you can iron the cotton evenly under temperature about 180°C for 3 minutes to obtain the excellent color fastness(Fixation Color).

4、 : Attachment

Fabric/Ink Compatibility Table

Ink material	Acid Dye Ink ①	Disperse Dye Ink ②	Pigment ink ③	Reactive Dye Ink ④
Nylon	OK	PU	PU	PU
Nylon/Lycra	OK	PU	PU	PU
Polyester		OK	PU	
Silk	OK		PU	PU
Cotton			OK	OK
Cotton/Poly Blends			PU	
Viscose/Rayon			PU	OK
Linen			OK	OK
Wool	OK		PU	

**Remark: in the attachment, OK=Recommended Use,PU=Potential Use, ①Acid Dye Ink
②Disperse Dye Ink④Reactive Dye Ink need complex pre-treatment and post – testing .**